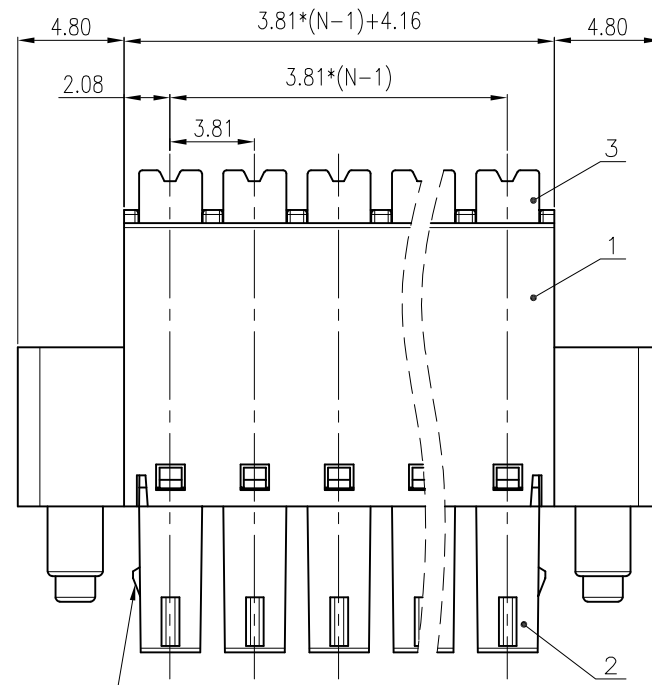
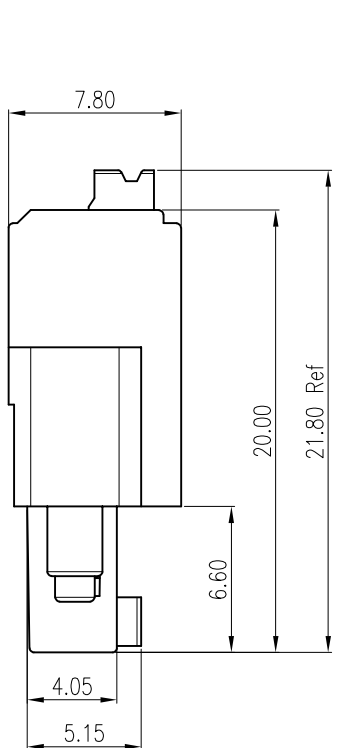
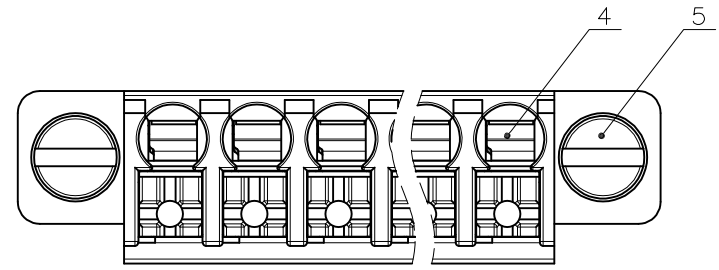


REV	DESCRIPTION	DRW.	DATE
00	初版发行	M.C.N	2023.06.21



02~06P: 带卡点/02P to 06P with wedge
07P~24P: 不带卡点/Above 07P without wedge

Notes/备注:

1. Electrical properties/电气特性
UL Standard/UL 标准

Use Group/应用组别	B	C	D
Rated Voltage/额定电压 (V)	300	/	300
Rated Current/额定电流 (A)	8	/	8
Withstanding voltage/工频耐电压	AC 1600V/1Min		

IEC Standard/IEC 标准

Rated Voltage/额定电压 (V): 320
Rated Current/额定电流 (A): 10

Overvoltage Category/过电压类别 /Pollution Degree/污染等级	II/2	III/2	III/3
Voltage/电压 (V)	320	160	160
Rated Impulse Voltage/冲击耐电压(KV)	2.5	2.5	2.5

2. Connection data/连接数据

Wire range/线径范围(AWG/mm²): 24~16/0.2~1.5
Stripping length/剥线长度(mm): 9~10

3. Environmental safety/环境安全

Operating temperature/工作温度范围(°C): -40~+105
RoHS compliant/符合RoHS环保要求

5	SCREW 螺丝	Steel	ORANGE/UL94 V-0
4	CLAMP 夹片	Copper Alloy	Sn Plated
3	BUTTON 按钮	PA-GF	ORANGE/UL94 V-0
2	COVER 盖板	PA66	UL94 V-0
1	HOUSING 主体	PA66	UL94 V-0
ITEM	NAME OF PART	MATERIAL	NOTES

Part No./料号说明:

F7EMM-3.81-XXP-X-100

Poles/P数	Color/颜色	
02: 2Poles	1: Brown/棕色	6: Blue/蓝色
03: 3Poles	2: Red/红色	7: Purple/紫色
...	3: Orange/橙色	8: Grey/灰色
24: 24Poles	4: Yellow/黄色	9: White/白色
	5: Green/绿色	A: Black/黑色

Nominal dimension Tolerances (mm)							
0	over 18	over 30	over 50	over 80	over 120	over 180	over 250
to 18	to 30	to 50	to 80	to 120	to 180	to 250	to 320
±0.25	±0.3	±0.35	±0.5	±0.7	±0.9	±1.0	±1.2

APP.	DATE:	PART NO: F7EMM-3.81-XXP-X-100	
CHK.	DATE:	DARWING TYPE: Customer Drawing	
DRW. M.C.N	DATE: 2023.06.21	UNITS: mm	SCALE: 4:1 SHEET/OF: 1/1
PROJECTION			
AINEWELL		昆山艾尼维尔电子有限公司 KUN SHAN AINEWELL ELECTRONICS CO.,LTD	